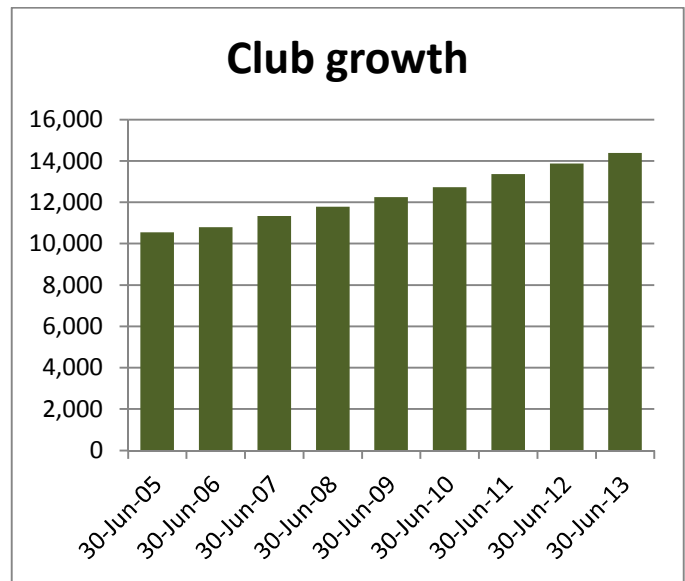


Toastmasters at a Glance: 2013

Courtesy of Mike Raffety, DTM, PID, mikeraffety@earthlink.net, <http://mikeraffety.com>. Some data provided by George Marshall, DTM, <http://www.marshalls.org/tmtools>, and Nigel Reed, DTM, <http://toastmasters.sysadmininc.com/>.

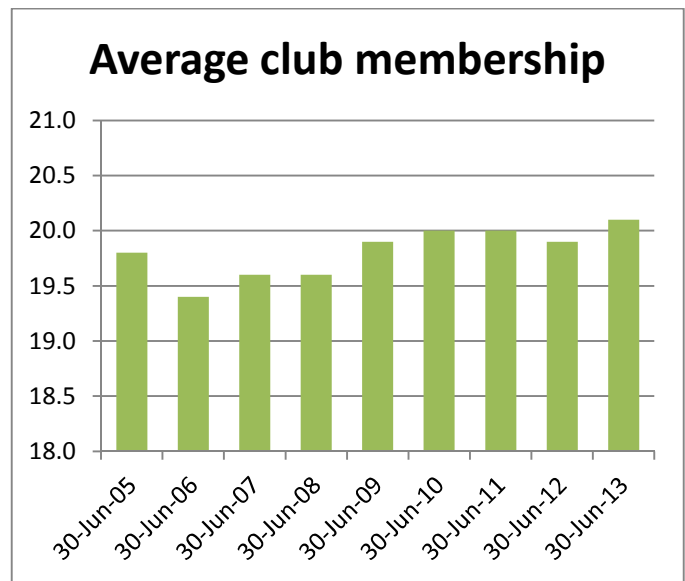
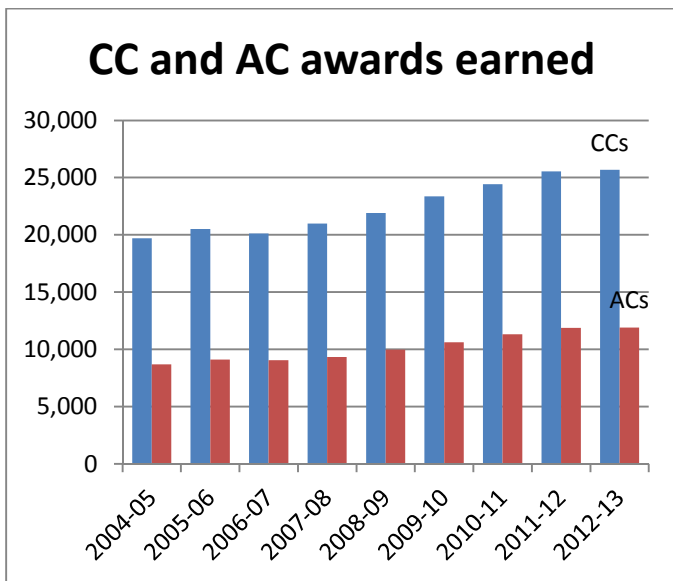


District with the most clubs and least clubs:

- D21 (British Columbia, Canada) with 303 clubs
- D70 (eastern and northern Australia) with 301 clubs
- D68 (Louisiana, western Mississippi, southeast Texas) with 57 clubs

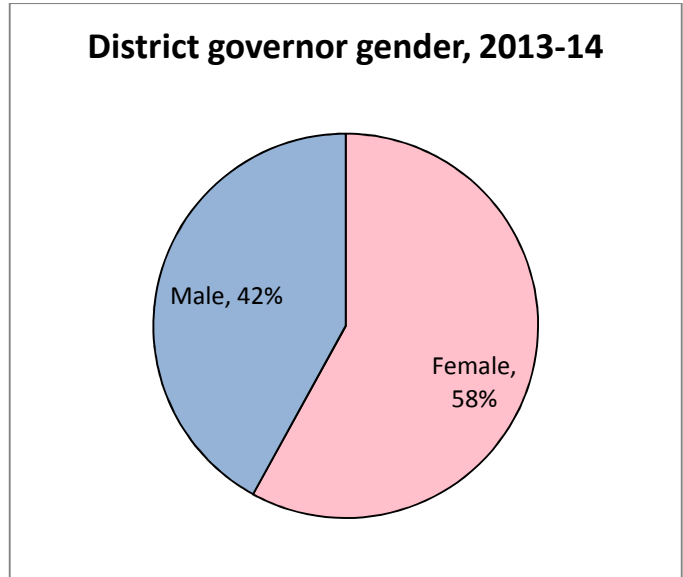
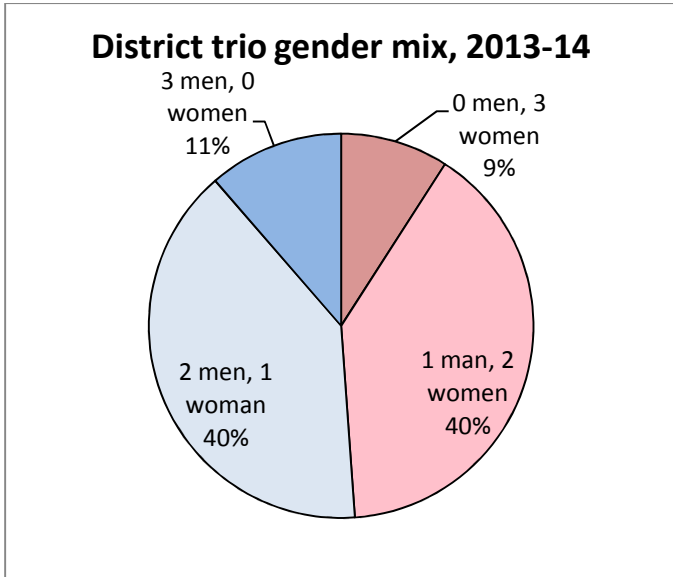
District with the most and least members:

- D59 (continental Europe) with just over 8,000 members
- D71 (Britain and Ireland) with almost 7,800 members
- D68 (Louisiana, western Mississippi, southeast Texas) has about 950 members



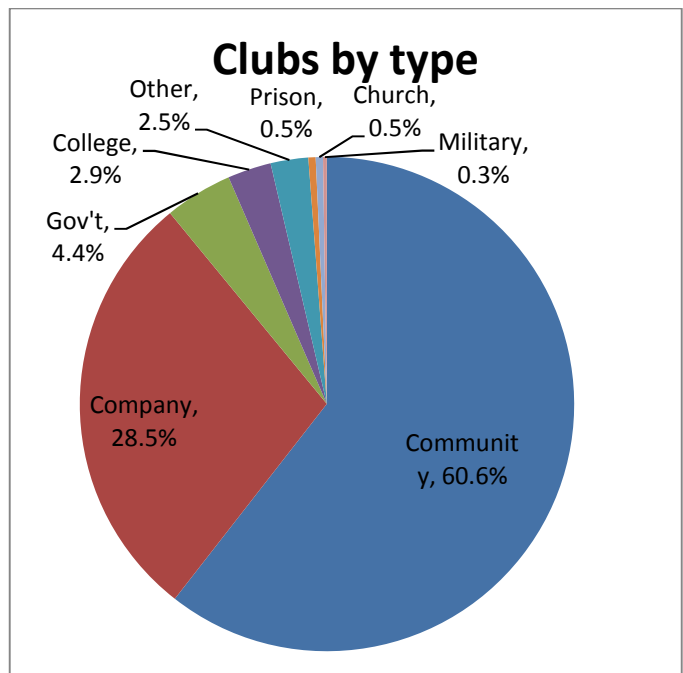
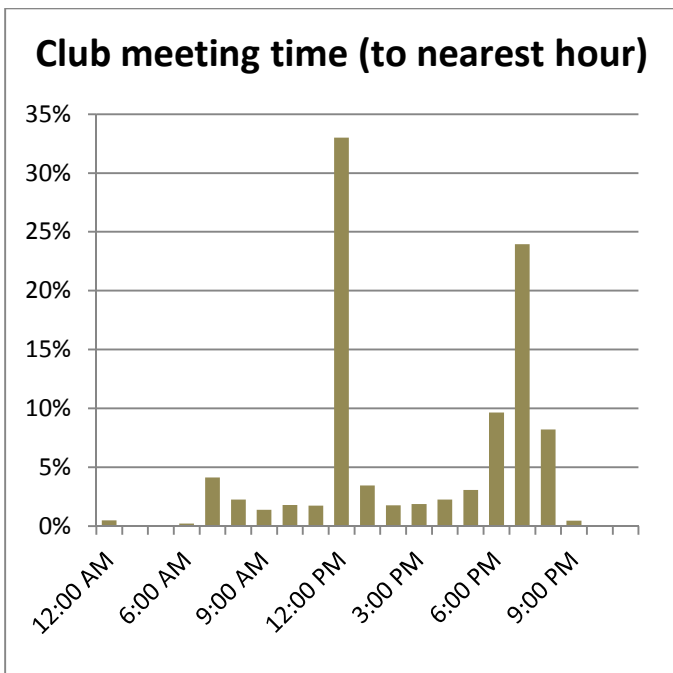
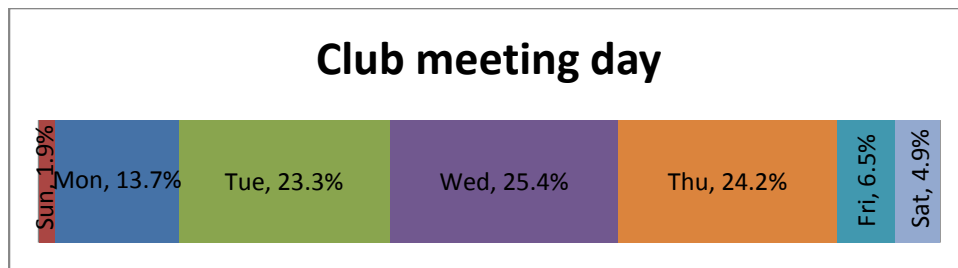
There are 89 districts as of 2013-2014, plus 263 clubs not in districts. Undistricted clubs pay 25% less dues (no portion to the district), don't get club officer training, can earn distinguished club awards with one less goal than districted clubs, and members can earn an ALS without district leader (Area Governor and up) service.

The newest district is D44 (northwestern Georgia), which was spun off from D14 (formerly all of Georgia) as of July 1, 2013. The oldest club in the world is 1-Smedley Chapter One Club in Tustin, California, chartered in October, 1924.



District 59 (continental Europe) had the highest percentage of distinguished clubs in 2012-13, with 79.9% of the clubs distinguished or better.

District 76 (Japan) had the highest member retention rate in 2012-13, at 76.4%, followed by D81 (Caribbean) at 75.5% and D19 (Iowa, Dakota County, Nebraska) at 72.5%. Half the districts exceeded 64% retention.




District 41 (central and northern India) had the largest net club growth for 2012-13, with an increase of 41 clubs, from 132 clubs to 173 clubs, and also added the most net members, a gain of over 1,300. District 59 (continental Europe) added the most new members, 3,607, in 2012-13, and also had the highest percentage of clubs at 20+ members at 82.8%.

Clubs by open/closed

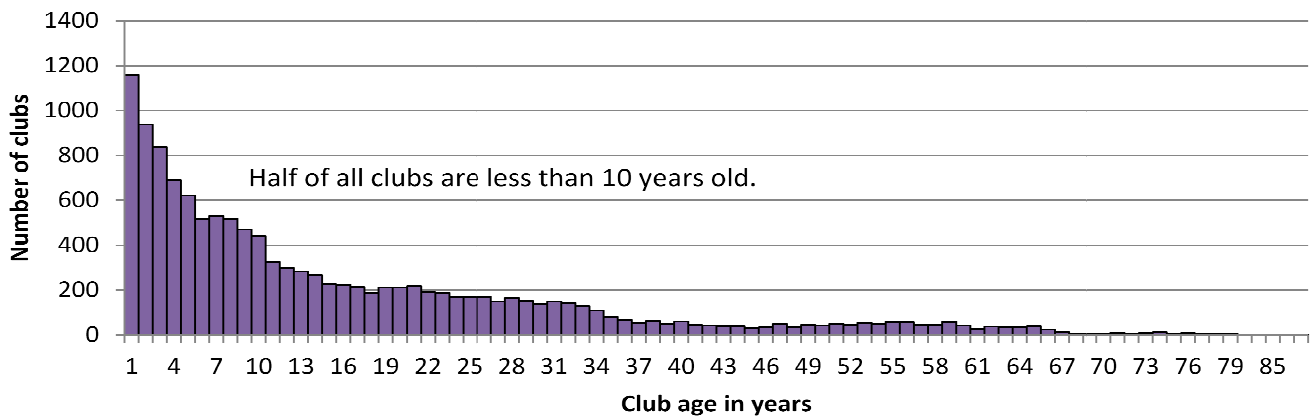


Clubs by officer term



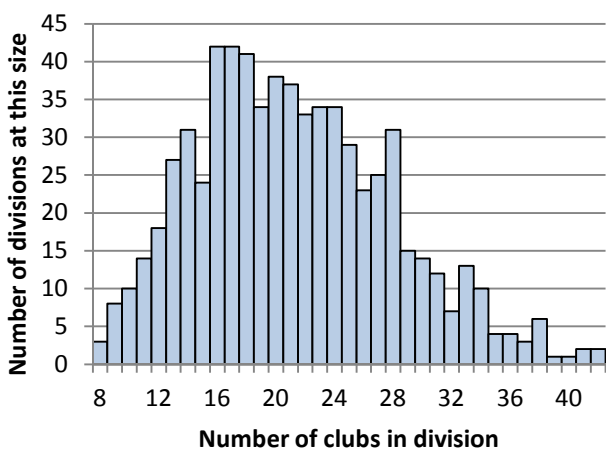
District 49 (Hawaii) had the highest rate of club officers trained in 2012-13, with 5.98 (out of 7) at the start-of-year training, and 5.94 at the mid-year training. Half the districts trained an average of at least 4 officers each time.

Club ages

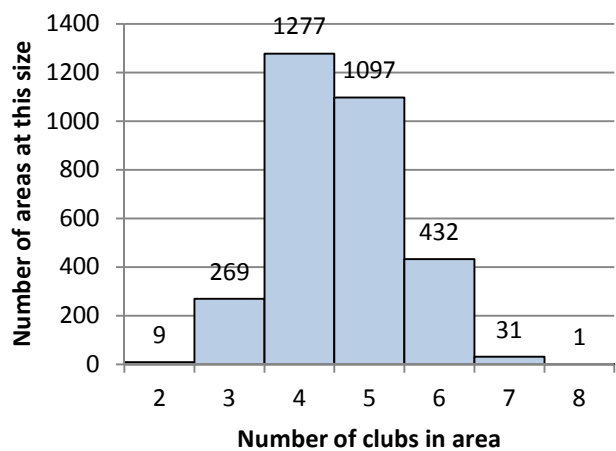


In the 2013-14 year, there are 89 districts, 695 divisions, and 3,151 areas. District 81 (Caribbean) has 18 countries in it (including some "possessions"), the most of any district, followed by District 59 (continental Europe) with 16 countries.

Clubs per division

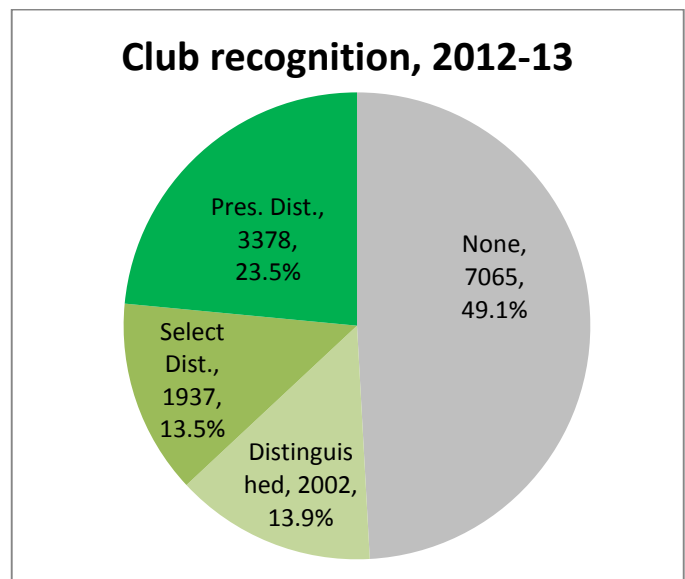
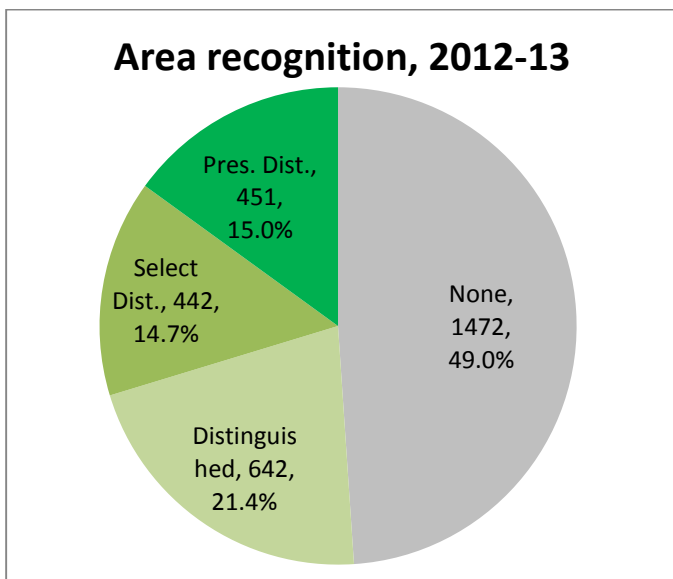
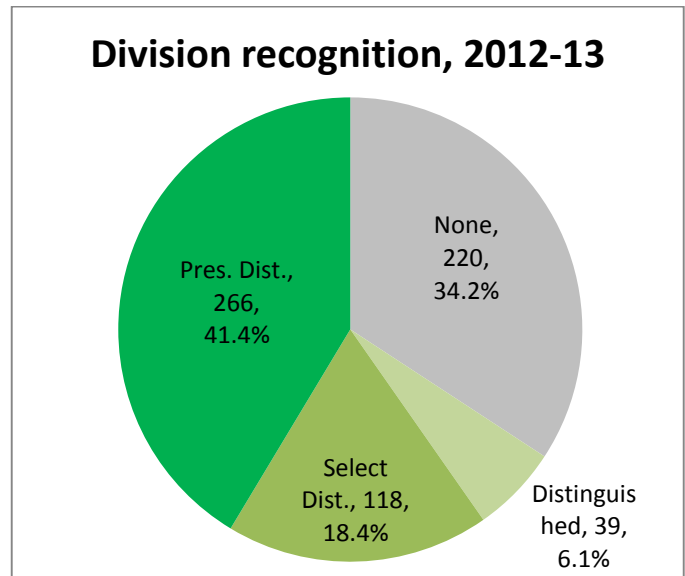
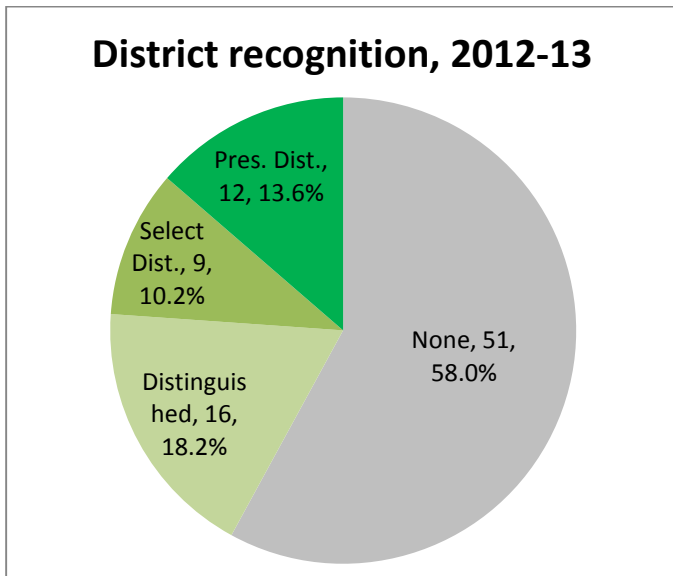


Clubs per area



Club 357-Toastmasters Club of Singapore had more active members on June 30, 2013, than any other club in the world, with 121 paid members. Club 1142290-Praisemasters in Los Angeles picked up 60 educational awards in the 2012-13 year! The next closest was 1361615-Young Entrepreneurs in Alges, Portugal, with 49 awards.

A member in D1 (southern California) earned 48 educational awards in 2012-13 (mostly CCs and ACBs). The next closest was another member in D31 (eastern Massachusetts and Rhode Island) who earned 33 awards.

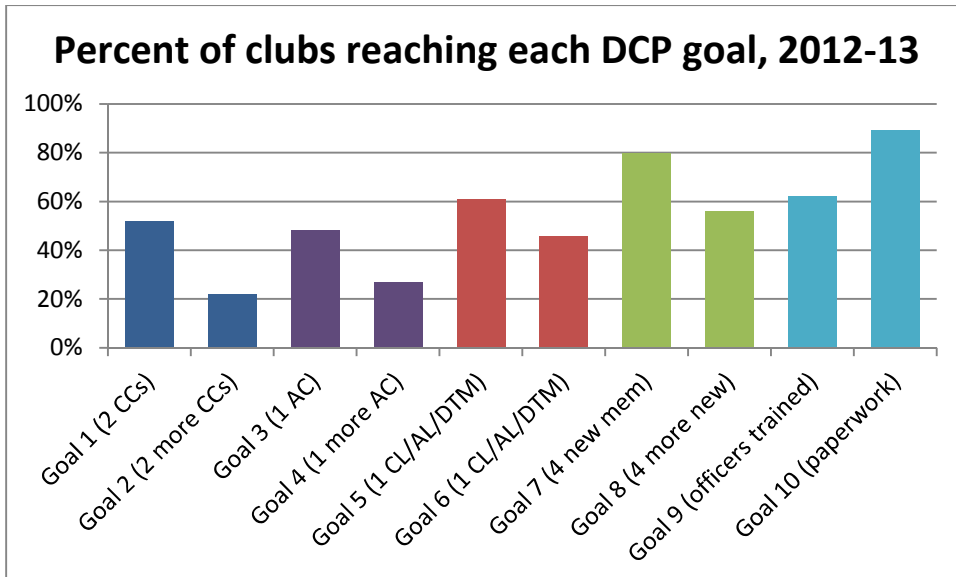


Just 43 clubs in the entire world have been President's Distinguished with 10 DCP goals for the last nine years (as far back as the available on-line history goes).

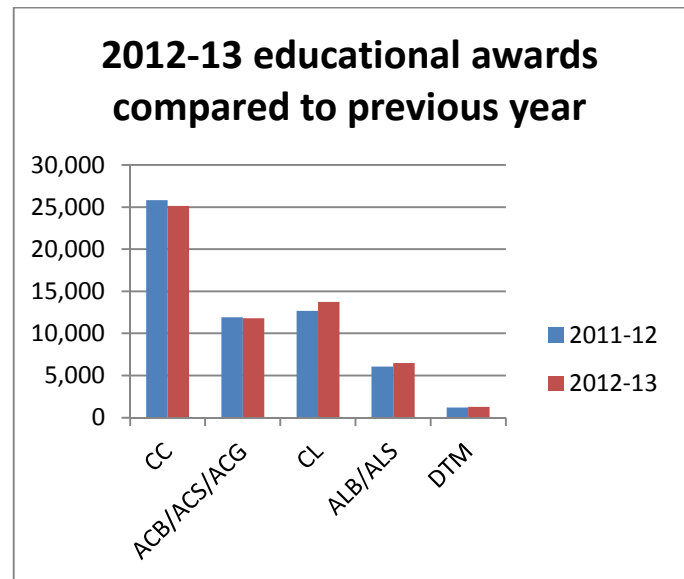
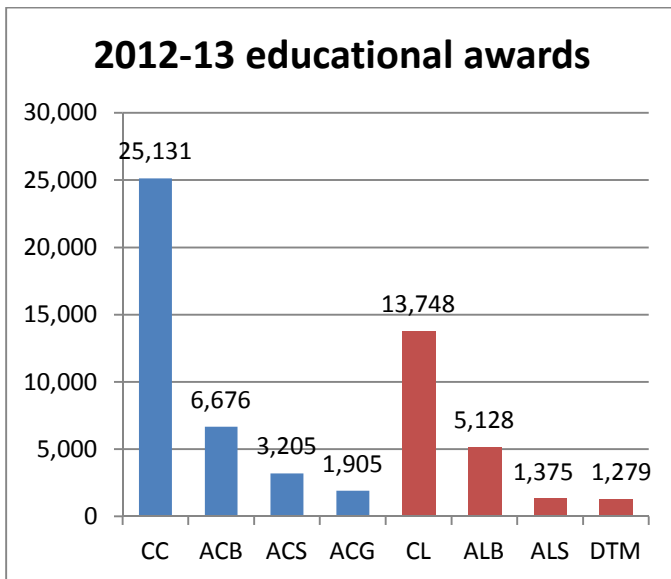
The shortest club names on file are 1121708-Q8 in Kuwait, and 2853-XD in San Antonio, Texas. The longest names are three clubs with 61 characters each, 1500436-Legally Speaking The Hanson Bridgett LLP Toastmasters' Club, 704691-Spirent Listeners Toastmasters Club (spirent Employees Only), and 1244205-Defence Science & Technology Agency (DSTA) Toastmasters Club.

The city with the most clubs is Singapore with 180, followed by Toronto with 151 and Houston with 140 (not counting suburban clubs). The U.S. ZIP code with the most clubs is 94105 in San Francisco, with 24 clubs.

Among community clubs, those with web sites listed in TI's "find a club" tool averaged 6.3 DCP goals in 2012-13, while clubs with no web site listed average 4.7 goals.



There were probably about one million speeches given in Toastmasters clubs around the world from July 2012 to June 2013 (14,000 clubs, about 35 meetings a year, about two speeches per meeting). If given back-to-back continuously, it would take 13 years to hear them all.



The geographically smallest districts are:

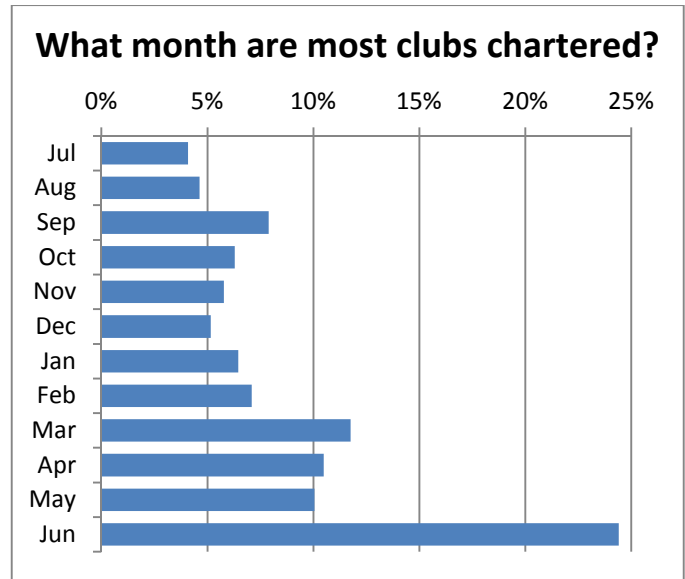
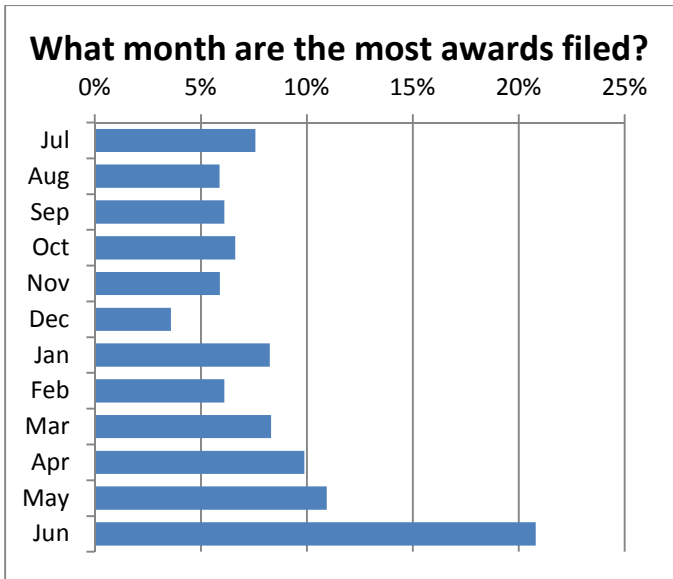
- D1 (southern California, about 403 square miles)
- D36 (District of Columbia, West Central Maryland, about 719 square miles)
- DF (southern California, about 1205 square miles)

The geographically largest districts are:

- D89 (southern China, Hong Kong and Macau, about 2.3 million square miles)
- D74 (southern Africa, about 1.7 million square miles)
- D85 (northern and eastern China, about 1.4 million square miles)

For the nine years up to and including 2012-13, only 48 clubs have earned 10 DCP goals and been President's Distinguished every single year (possibly longer), and only 11 clubs have had all 7 officers trained both times, every year.

Only three districts have been distinguished the last nine years (and possibly longer), every single year, D59 (continental Europe), D71 (Britain and Ireland), D79 (Saudi Arabia).



My apologies for only having U.S. maps, the software I used to create these only included U.S. demographics.

Average of DCP Goals by State

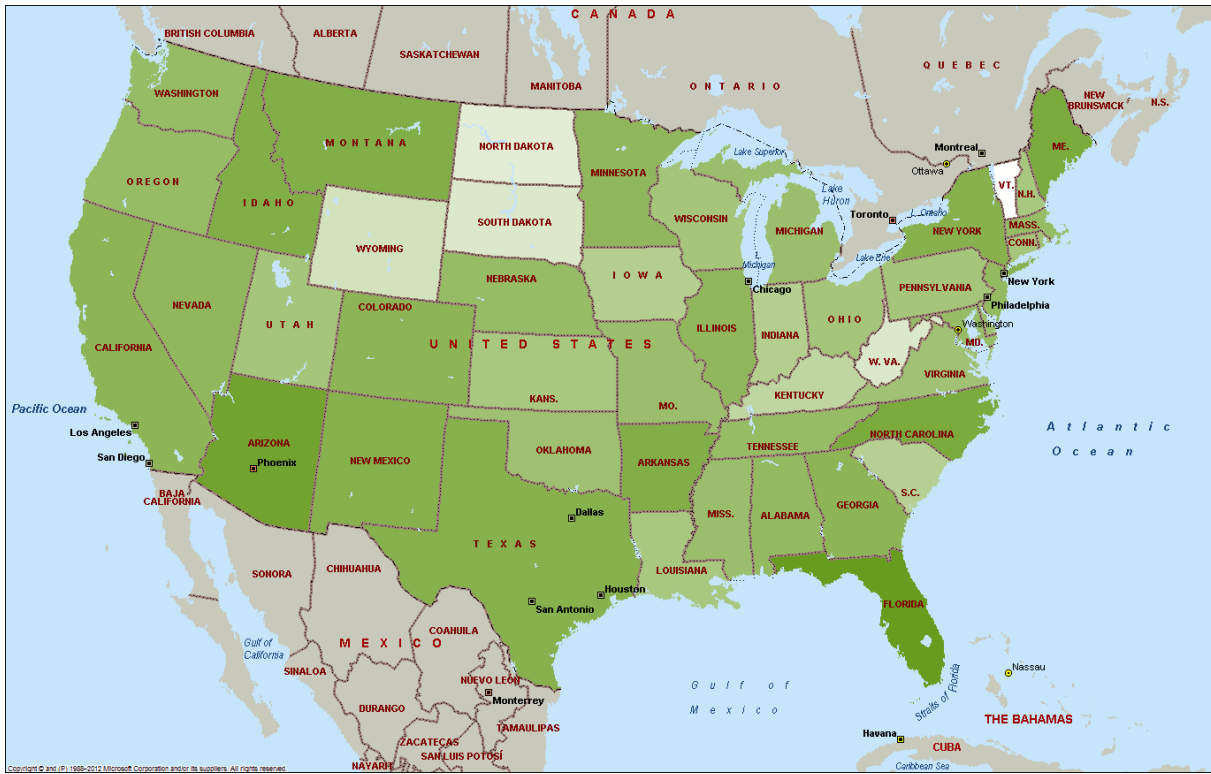
Clubs in blue states earned more DCP goals, yellow states earned less. Vermont clubs earned an average of 3 DCP goals, while Florida clubs earned an average of 6.6 DCP goals.



Copyright © and IP: 1998-2012 Microsoft Corporation and/or its suppliers. All rights reserved.

Count of Clubs by State Divided by Population

Darker green indicates states with a high density of clubs for the population, whiter indicates low density.



Percent of Clubs with Semi-annual Officer Terms by State

Red indicates states that have more clubs with semi-annual officer terms, blue states indicate almost all clubs have annual terms. 51% of Oklahoma clubs have semi-annual terms, while northern states often have all clubs with annual terms.

